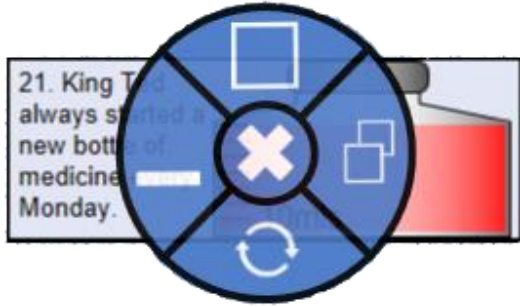


Digital Mysteries

Stage 1 - Reading stage: focus on reading all the slips

Click and hold on a slip

Large size

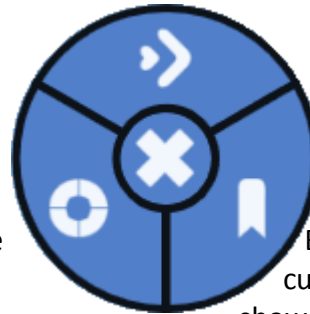


Small size

Medium size

Click and hold on the background

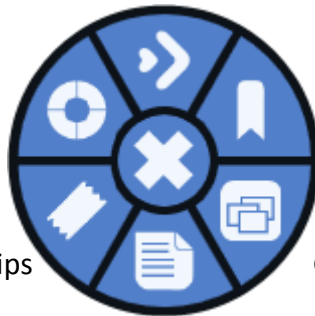
Move to next stage



Show more commands

Bookmark current status to show to teacher later

Stage 2 – Grouping stage: group ALL the slips



Sticky tape

Combine tightly related slips

Group tool

Group similar slips

Note tool

Use to record your ideas and notes

Stage 3 – Webbing and sequencing: build a sequence with branches



Arrow sticky tape

For cause and effect & time sequences

More commands menu

Move to next stage overriding conditions (teacher only)



End session

Show summary

Save session